

## Help researchers at the University of Cambridge explore how psychedelics can improve mood, thinking, and behaviour.

We invite you to participate in one of our two studies—Study 1 and Study 2—both aimed at examining changes following psychedelic experiences. Study 1 focuses on tracking behavioural changes, while Study 2 explores changes in how the brain makes decisions and processes emotions.

These studies are conducted online and can be conveniently completed from the comfort of your home, both before and after your ceremony. We value your time and will compensate you for participating.

Please note that if you choose to participate in Study 2, you should not participate in Study 1, as these studies are exclusive. We are particularly excited about the insights from Study 2 and encourage you to join this part of our research.

Help us in understanding the wellness potential of psychedelics; your participation could significantly advance our knowledge of how psychedelics work and contribute to mental well-being. ***Sign up today and be a part of this exciting journey!***

### Participants wanted:

- Individuals scheduled for an upcoming psychedelic ceremony facilitated by the Spinoza group.
- Individuals interested in participating in a future psychedelic ceremony with the Spinoza group but who are unable to do so imminently.

### Eligibility criteria:

- Proficiency in English
- Aged between 25 and 70 years
- No current or past diagnoses of any major neurological or psychiatric disorders (e.g. schizophrenia, bipolar disorder, severe major depression)
- Not currently taking medication for neurological or psychiatric disorders (e.g., antidepressants, antipsychotics, mood stabilisers)
- No hearing impairment
- Prior psychedelic experience is *allowed*; details on usage frequency, dosage, and last use will be recorded

## Study protocol:

Participants will complete assessments at **three sessions** over a period of four weeks.

1. Initial assessment (7-10 days prior)
2. First follow-up assessment (1-2 days following the designated date)
3. Second follow-up assessment (2 weeks later)

Study materials must be completed within a 48-hour window at each designated time point.

## Participant Involvement and Compensation:

**Compensation Rate:** £6/hour, to be allocated upon *completion* of the study.

### Study 1:

- **Tasks:** Participants will fill out questionnaires lasting 15-30 minutes at each of three sessions (total of 60 minutes over the entire study period) on either a computer or smartphone device.
- **Total Time:** 60 minutes.
- **Total Compensation:** £6.

### Study 2 (*Recommended*):

- **Session 1:**
  - 30 minutes of completing questionnaires.
- **Session 2:**
  - 90 minutes of cognitive tasks, divided into two 45-minute parts.
  - 15 minutes of completing questionnaires.
- **Session 3:**
  - 15 minutes of completing questionnaires.
  - *Optional:* An additional cognitive task battery consisting of two 45-minute sessions (total of 90 minutes) for additional compensation.
- **Total Time:** Approximately two and a half hours (without optional task).
- **Total Compensation:** £15 (without optional task).

### Optional Cognitive Task (Study 2 Session 3):

- **Tasks:** Additional cognitive task battery consisting of two 45-minute sessions (total of 90 minutes).
- **Additional Compensation:** £9.

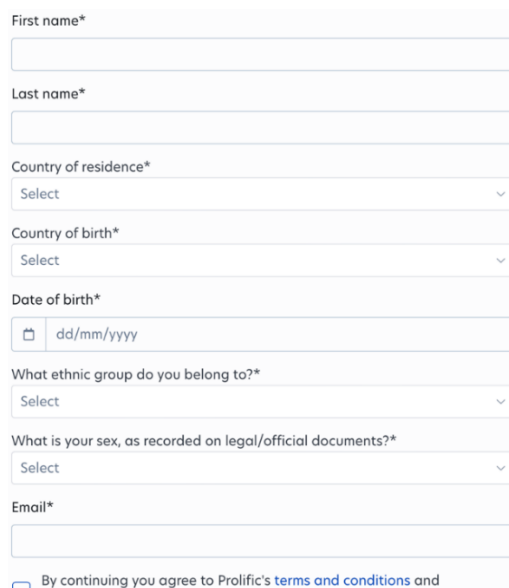
## Data collection:

**All data is collected anonymously at every stage of the research.** To ensure confidentiality, you will be asked to sign up and create an account on **Prolific** recruitment platform. Upon registration, you will be assigned a unique study number, called a Prolific ID number, that is de-identified from the collected data for analytic purposes.

Payment for participation will be facilitated through a PayPal account linked to your Prolific account. *If you do not already have a PayPal account, you will need to create one to receive payment.*

## Signing up for Prolific:

- **Materials required:**
  1. **ID document** (e.g., passport, driving licence)
  2. **PayPal account details**
- **Step 1: Registration**
  3. **Prolific Registration Link:** You will be provided a Prolific registration link by Spinoza group.
  4. **Sign-up page:** Clicking the link will take you to the sign-up page.
  5. **Fill in details:** Complete the form with your demographic details and email address, then click “Sign up.”

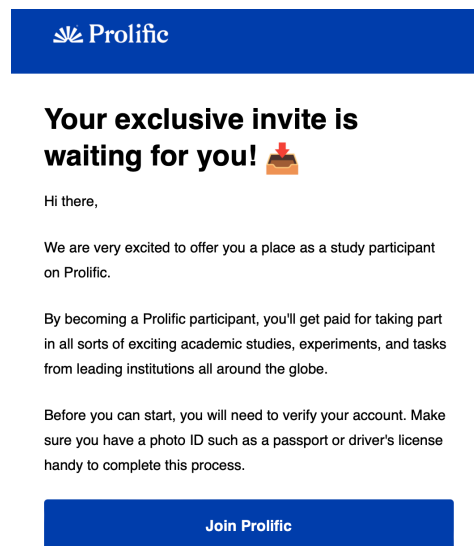


The image shows a registration form with the following fields and options:

- First name\* (text input)
- Last name\* (text input)
- Country of residence\* (dropdown menu with "Select" and a downward arrow)
- Country of birth\* (dropdown menu with "Select" and a downward arrow)
- Date of birth\* (calendar icon and text input with placeholder "dd/mm/yyyy")
- What ethnic group do you belong to?\* (dropdown menu with "Select" and a downward arrow)
- What is your sex, as recorded on legal/official documents?\*" (dropdown menu with "Select" and a downward arrow)
- Email\* (text input)
- By continuing you agree to Prolific's [terms and conditions](#) and

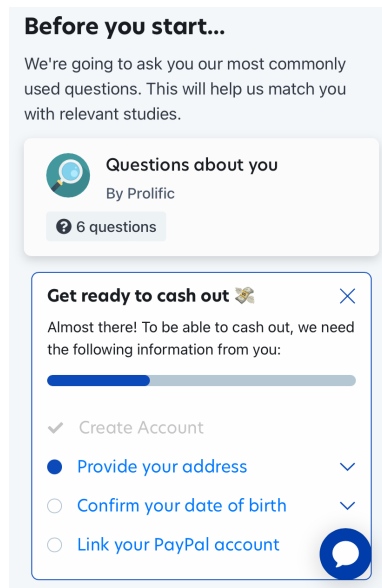
- **Step 2: Verify your account**

- You will receive an email to verify your account, wherein you will select the “Join Prolific” button.
- **Verification process:** Verify your phone number, check your ID document, and complete a quick trial study accessed on your “Studies” page.



- **Step 3: Ensure payment setup**

- Provide your physical address and confirm your date of birth.
- Link your PayPal account to ensure you can cash out.



## Accessing the study materials:

### - Materials required:

#### 6. Unique Prolific ID Number: This can be found in the following locations:

- At the start of every study, it is displayed alongside your Prolific email address
- On your "Account" page under "Your Prolific ID"

### - Steps to access study materials:

#### 7. Email reminders

- You will receive two email reminder notifications: one the day before your session and one on the day of your session.

#### 8. Signing in

- On the date of your session, sign in to your Prolific account and navigate to your "Studies" page.

#### 9. Starting the study

- Click on the study you are scheduled to participate in.
  - Review the study information, including what to expect and materials needed (e.g., headphones).
  - Agree to the informed consent form.
- You will be prompted to enter your Prolific ID.
- Begin the tasks and/or questionnaires associated with the study and click "Submit."
- *This process will be repeated for all study sessions.*

#### 10. Completion code

- At the end of the study, a researcher will provide you with a completion code.
- Enter this completion code into Prolific "Studies" page to confirm that you have completed the study and are thus eligible for payment.

- **Assistance and inquiries:**
  - For any questions or difficulties experienced during the study, participants can contact the study team via the study details page.
  - Select the “Contact Researcher” option to open a message interface where you can write your query.